



- 36" Variable Speed #6622-2502 (115v)
- 36 Variable Speed #6622-2505 (240v)
- 36" Single Speed Direct Drive #6622-2550 (115v)
- 36" Single Speed Belt Drive #6622-3251 (115v)
- 36" Dual Speed #6622-3200 (115v)

Replacement Parts

Pumps

Product Description	Model Number	Part Number
36" VS/SS PolarCool Pump - 120v 60Hz Model	/KIT PC 36" Pump Replace 120V	6422-0615
36" VS PolarCool Pump - 240v 50Hz Model	/KIT PC 36" Pump Replace 230V	6422-0617


Motors

Part Number and Photo	Description and Model Number
	Variable Speed Motor Used on 36" VS Models
3017-5600	MTR Vosterman 1/2hp 115v 8pol
3017-5602	MTR Vosterman 1/2 hp 230v 6pol
	Direct Drive Single Speed Motor 36" Single Speed Direct Drive Models
3017-2271	MTR 1/2hp 825rpm 115/230

Older Motors (Continued)

Product Description	Model Number	Part Number
Motor for Old Style 36" Belt Drive - Single Speed Units	MTR Mtek 1hp 115/230V 50/60 1725 RPM	3017-5019
Motor for Old Style 36" Belt Drive - Dual Speed (Hi/Lo) Units has been discontinued. Can use 3017-5019 motor to convert to single speed.	Will loose dual spd capability	**Use#3017- 5019**




	Product Description	Part Number
	Single Pad for 36"SS (48 x 12 x 6)	0050-9601
	Single Pad for 35"VS (48 x 12 x 8)	0050-6501
Single Pads		


Pad Kits

Product Description	Pad Quantity and Dimensions	Part Number
*Pad Kit, 36" Direct Drive, VS (except Zone)	48" x 60" x 8" - 5 Pads per Set	6450-6010
Pad Kit, 36" Belt Drive (Single Speed & Dual Speed)	48" x 60" x 8" - 5 Pads per Set	6450-6010
Pad Kit for 36" Direct Drive Single Speed PC Models	48" x 48" x 6" - 4 Pads per Set	6450-6014
*Use this pad kit 6450-6010 for 36" Wal-Mount PolarCool unit.		


Props

	36" Variable Spd.-Fiberglass
	PROP FG 36" Red
6403-5600	

Product Description	Model Number	Part Number
36" Single Speed DD Prop - 3 Blade Red Fiberglass	PROP FF-36 FB Direct	6403-6112
36" (Old Style) PC Prop - 4 Blade Galvanized	/PROP GS EF-36-B 4 blade	6403-2420





Pulleys/Sheaves/key

Part Number and Photo	Description and Model Number
	Prop Pulley 36" PolarCool (all old style 36" belt drive models)
1011-5002	SHEAVE 8.4 Fenner

Product Description	Model Number	Part Number
Fan Motor Pulley 36" 120v 60Hz - Single or Dual Speed	SHEAVE AK-34X5/8	1011-2637
Key Shear (shaft to pulley)	KEY Shear 1/4X1/4X1 St	1019-2417

Shafts

Part Number and Photo	Description and Model Number
	17.5" PolarCool Fan Shaft
6403-4535	FAB CR Shaft 1x17.5 FF 48 Tens


Part Number and Photo	Description and Model Number
	7 5/8" PolarCool Fan Shaft
6403-2110	CR Shaft 1X7-5/8 EF Coated


Misc. PolarCool Parts


Product Description	Model Number	Part Number
36" Model Touch Pad Control Plate Assembly	PC-36 Control Plate Assembly	6407-5137
36" Rubber Seal for Control Box	SEAL Rubber PC Control Box	1028-3500
Liquid Level Switch	Switch PC Liquid Level Switch	3001-0050
Terminal Block - 3 Position	CONN TBLK 3pos Magnum	3006-5082
Terminal Block - 2 Position	CONN TBLK 2pos Magnum	3006-5107
10 Amp Fuse	FUSE 10 AMP 5mmX20mm slow blow	3010-3011
1 Amp Fuse	FUSE 1AMP 5mmX20mm fst act	3010-2999



Touch Pad Faceplate Nut	NUT PL 1/2 NPT	1001-0110
Drain Assy. For All Stainless Steel Models - Inside	PL Nylon Cooler Drain w/washer	0006-7010
Drain Cap For All Stainless Steel Models - Outside	PL Hose Cap w/washer	0006-7011
Front Mesh Guard for 36" PolarCool Models	WM WIRE PVC BK 1x1/2 41.5 x 41.5	0011-7007

Part Number and Photo	Description and Model Number
	Float Valve Assembly for PolarCool Units (2002-Present Models)
1009-0107	VLV Brnz Hvy Dty Flt Vlv #4161

Part Number and Photo	Description and Model Number
	Hose Adaptor Kit for PolarCool Models
1021-3000	FTNG Brnz float hose adp #9056


Part Number and Photo	Description and Model Number
	Pillow Block Bearing
1016-0100	BRNG Pillow blk cast assy 1" FF

Part Number and Photo	Description and Model Number
	Power Twist Belt for PolarCool Unit. 36" Unit - Order 4'
1022-2998	BELT Power Twist


Product Description	Model Number	Part Number
Front - Flange Style Bearing Assy. (for old style belt drive 36" units)	/EF Front bearing mount assy	6403-1115
Rear - Flange Style Bearing Assy. (for old style belt drive 36" units)	/EF Rear motor bearing mt assy	6403-1114


Wheel Kits

6" Solid Rubber Castors - Available for 36" Models Only	KIT PC Tire Hard Med 6"	6450-6051
8" Pneumatic Castors - Optional for 36" Models Only	KIT PC Tire Pneumatic Lg 8"	6450-6052





(Older) Model 36" PC Door Assemblies with circuit Boards

Part Number and Photo	Description and Model Number
	120V Door Assembly - 36" PolarCool 60hz
6450-5907	KIT PC VS LID REPL 36" 120V

Part Number and Photo	Description and Model Number
	240V Door Assembly - 36" PolarCool 50Hz Model
	KIT PC VS LID REPL 36" 240V

Switches/Harness

Part Number and Photo	Description and Model Number
	Fan/Pump Switch - 36" Models
3001-2862	SWITCH SPST Toggle Tabs

Part Number and Photo	Description and Model Number
	Variable Speed PolarCool Wire Harness
1903-6000	HRNS PolarCool Variable

Wall Mount Kit Replacement Parts

Product Description	Model Number	Part Number
Wall Mount Kit Compatible with 36" PolarCool Models with Controller	Wall Mount Kit for 36" PolarCool	6450-9952
Remote Switch Box Controller	Remote Switch Box	6607-8071